

140 MM

130 MM

130 MM

140 MM

Disposable Respirator N95
95% Efficient Protection Against
Non-Oil Particulates

801-N95
TC-84A-XXXX
20pcs/pack



MAKRITE INDUSTRIES INC.
11F-S, No.79, Sec. 1,
Xintai 5th Rd., XIZHI Dist.,
New Taipei City 221, Taiwan
Tel: +886-2-2698-2419

NIOSH
National Institute for
Occupational Safety and Health

TC-	Protection	Respirator	Cautions and Limitations ^a
84A-XXXX	N95	801-N95 x	ABCJMNOP

1. Protection
N95-Particulate Filter (95%
filter efficiency level) effective
against particulate aerosols
free of oil time use restrictions
may apply

2. Cautions and Limitations
A - Not for use in atmospheres containing less than 19.5% oxygen.
B - Not for use in atmospheres immediately dangerous to life or health.
C - Do not exceed maximum use concentrations established by regulatory standards.
J - Failure to proper use and maintain this product could result in injury or death.
M - All approved respirators shall be selected, fitted, used, and maintained
in accordance with MSHA, OSHA and other applicable regulations.
N - Never substitute, modify, add, or omit parts. Use only exact replacement
parts in the configuration as specified by the manufacturer.
O - Refer to user's instructions, and/or maintenance manuals for
information on use and maintenance of these respirators.
P - NIOSH does not evaluate respirators for use as surgical masks.

SERVICE TIME LIMITATION

- Do not use the same respirator for more than 8 hours, continuous or intermittent, in dirty workplaces that could result in high filter loading.
- Leave contaminated area and remove respirator if breathing becomes difficult or proper fit cannot be obtained or the respirator is damaged, soiled, or distorted. Do not use the same respirator again once it has been used in contaminated area.
- The maximum service time of this respirator is five (5) consecutive calendar days (including days of non-use), beginning from the first day of use.

**LIMITED WARRANTY
IMPORTANT NOTICE TO
PURCHASER:**

This limited warranty is made in lieu of the warranties of merchantability, fitness for particular purposes and all other warranties, expressed or implied. There are no other warranties which extend beyond the description on the face hereof. The physical standards and specifications of Makrite will be met by products sold. Exclusive Remedies: damages for the breach of this limited warranty are limited to the replacement of such quantity of Makrite, products proved to be defectively manufactured. Except as provided above, Makrite shall not be liable or responsible for any loss, damage, or liability, direct, indirect, incidental, special, or consequential, arising out of sale, use, or misuse, or the inability to use products by the user.

WARNINGS:

- Wearer must read fitting instructions and use limitations before use.
- This respirator is not guaranteed to protect against the risk of contracting a disease or infection.
- Before occupational use of this respirator, a written respiratory protection program must be implemented meeting all the local government requirements. In the United States employers must comply with OSHA 29 CFR 1910.134 which includes medical evaluation, training, and fit testing.

Made in China



801-N95
TC-84A-XXXX
20pcs/pack

Disposable Respirator N95
95% Efficient Protection Against
Non-Oil Particulates

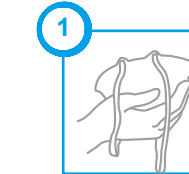


801-N95
TC-84A-XXXX
20pcs/pack

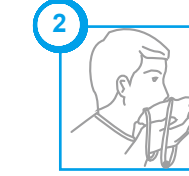
Disposable Respirator N95
95% Efficient Protection Against
Non-Oil Particulates



RESPIRATOR FITTING INSTRUCTION



STEP 1
Hold the respirator in hand with the nosepiece at your fingertips, allowing the headbands to hang freely below your hand.



STEP 2
Press the respirator firmly against your face with the nosepiece on the bridge of your nose.



STEP 3
Stretch and position the top band high on the back of the head. Stretch the bottom band over the head and position below your ears.




STEP 4
Using both hands, mold nosepiece to the shape of your nose.



STEP 5
To test fit: a) Cup both hands over the respirator being careful not to disturb position, and b) inhale vigorously. If air leaks around the edges, reposition the straps or adjust strap tension where applicable for better fit. Please carefully follow these fitting instructions during each use to achieve proper fit.

Caution:

The respirator should be fit checked prior to each wearing.



- Headband adjuster must be in-place to don the respirator and cannot be removed
- Pull out the adjuster to make headband loose before donning

200 MM

Lot No./Manu. Date:
Exp Date: