

Champak Disposable Half Face Masks

Champak Disposable Half Face Masks



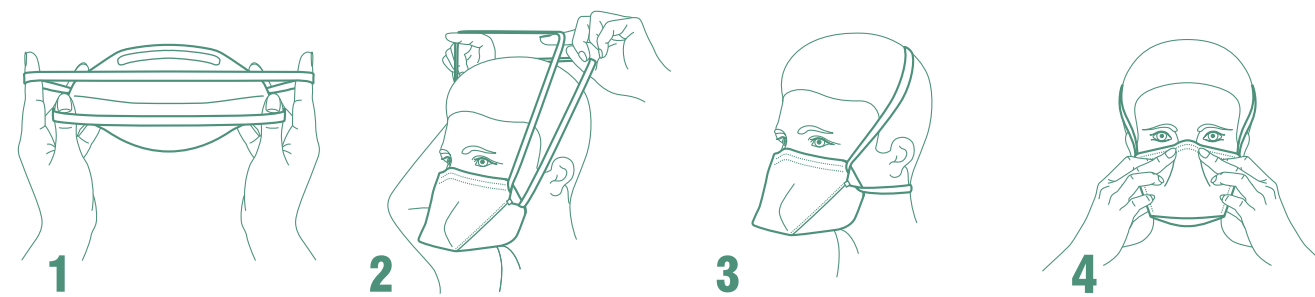
Storage and Shelf life

The shelf life of the mask is 3 years and the mask should be placed in a container and stores in a clean cool and dry atmosphere to ensure that it is protected again dust, chemicals, moisture, excessive heat and direct sunlight.

- Low breathing resistant
- Long Duration
- Highly efficient filtering media

⌚ yyyy/mm, 🌡️ -5°C~+50°C, ☔ <60%
LOT : XXXXX

Instructions for fitting



1. Take the mask and gently extent the elastic headbands one after another. Place the mask within in hand, the noseclip pointing at your fingertip and the headbands hanging downwards.
2. Position the mask under the chin with nosepiece facing upwards.
3. Pass the lower elastic headband over the head and place it on the back of the neck, then position the upper head band around the head above the ears.
4. Then mould the nosepiece to the shape of the nose. The best shape of nosepiece would be like Ω. To check the correct fit, cup with both hands the respirator and exhale powerfully. If any airflow indicates leakage around the edges of the respirator stretch the headbands again by pulling them backwards. Then correct the position of therespirator and check again.

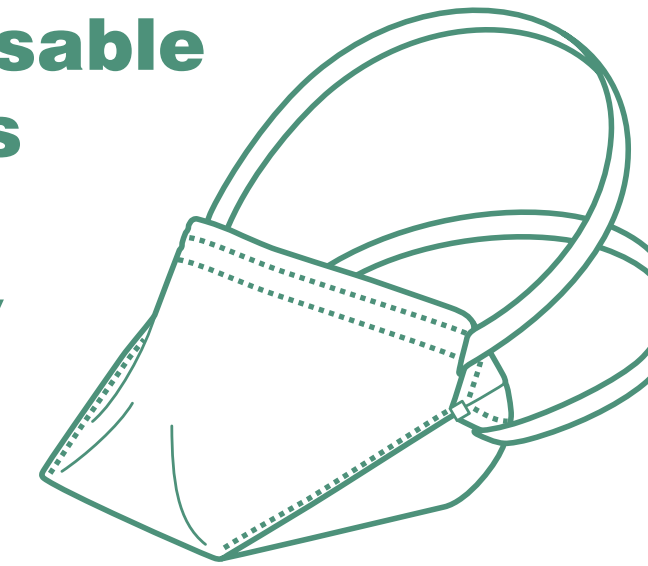

Important: Before fitting the respirator,you must determine there are no holes,cracks,or visible damage around the seams and welds of the respirator.

Champak Enterprise Co., Ltd

No 27-1, Jhaiming St, Dasi Town, Taoyuan County, 335, Taiwan
Web: <http://www.champak.com.tw>

Contents: 20Pcs
Item No: F550
UI No: F550-UI Revision 1

Champak Disposable Half Face Masks



Warning

1. Do not use this mask as protection against toxic particles, gases or vapors, solvents from spray-painting operations, or in explosive atmospheres.
2. Do not use this mask in tanks, enclosed places or in any circumstances where gas is likely to be present or in oxygen deficient atmospheres. (iO17% in volume)
3. This mask should not be worn when conditions prevent a good face to face piece seal. Such conditions includes the growth of beards or mustache and sideburns and the use of spectacles or any other devices containing temples or straps which pass between the mask sealing edge and the wearers face.
4. Leave the work area immediately if breathing becomes difficult or dizziness or any other signs of distress occur.
5. It is not allowed to use the mask without proper fit.
6. The instruction for use and warning is helpful for correct using of the product and to prevent risks of health. It is peremptory to read it carefully and to follow it.

Instructions for use

1. Not for use in atmospheres containing less than 19.5 percent oxygen.
2. Not for use in atmospheres immediately dangerous to life or health.
3. Do not exceed maximum use concentrations established by regulatory standards.
4. Failure to properly use and maintain this product could result in injury or death.
5. All approved respirators shall be selected, fitted, used, and maintained in accordance with MSHA, OSHA, and other applicable regulations.
6. Never substitute, modify, add, or omit parts. Use only exact replacement parts in the configuration as specified by the manufacturer.
7. Refer to User's Instructions, and/or maintenance manuals for information on use and maintenance of these respirators.
8. NIOSH does not evaluate respirators for use as surgical masks.
9. This mask must not be used for more than 8 hours (working shift). Always discard and replace the mask, when the breathing resistance becomes excessive or at the end of every working shift.
10. No alternation or modification is allowed. Never use damaged masks,in that case discard these masks.
11. The wearer of the mask must be well trained to use properly before starting work. Facial hair (beard or sidebeards) of the user within the area of the sealing edges of the mask may jeopardize the protection efficiency of the mask itself.
12. Before use of these respirators, a written respiratory protection program must be implemented, meeting all the requirements of OSHA 29 CFR 1910.134, including training, medical evaluation and fit testing.