



CMMCM LLC

2133 Industrial Rd, Las Vegas, NV 89102, USA

Phone: 702-832-0500

Website: www.cmm-cm.com

Email: contact@cmm-cm.com

User Instructions Version: 10.0

Before occupational use of this respirator, a written respiratory protection program must be implemented meeting all the local government requirements. In the United States, employers must comply with OSHA 29 CFR 1910.134 which includes medical evaluation, training, and fit testing, and applicable OSHA substance specific standards.

NOTICE:

The wearer of this respirator must read the user instructions and limitations before using this product. Keep this document for further references. Failure to follow the instructions and limitations as spelled herein may reduce the respirator effectiveness and may result in sickness or death. This respirator IS NOT A SOURCE OF OXYGEN.

INTENT OF USE:

This respirator is intended to be used for breathing protection against solids from processed minerals and non-oil based particles from sprays which do not emit oil aerosol or vapor.

DO NOT USE IF:

Breathing environment exposure contains: asbestos, sand blasting materials, paint spray, oil aerosol, gases or vapors.

USAGE INSTRUCTIONS:

If dizziness, irritation or distress occurs, evacuate the contaminated area immediately and contact your supervisor.

Keep this respirator away from contaminated areas when not in use.

Dispose of the used respirator following the local, State and Federal regulations.

USAGE LIMITATIONS

1. Not for use in atmospheres containing less than 19.5 percent oxygen.
2. Not for use in atmospheres immediately dangerous to life or health.
3. Do not exceed maximum use concentrations established by regulatory standards.
4. Failure to properly use and maintain this product could result in injury or death.
5. Never substitute, modify, add, or omit parts.
6. Refer to User Instructions or maintenance manuals for information on use and maintenance of this respirator.
7. For entry, do not exceed maximum use concentrations established by regulatory standards.
8. Do not abuse the usage of this respirator.
9. Do not use this respirator with facial hair which could potentially affect the sealing between the face skin and the contour edge of the respirator.
10. Do not use this respirator if it has been exposed to contaminated areas while not in use, damaged, soiled, or if breathing difficulties are presented while wear it.

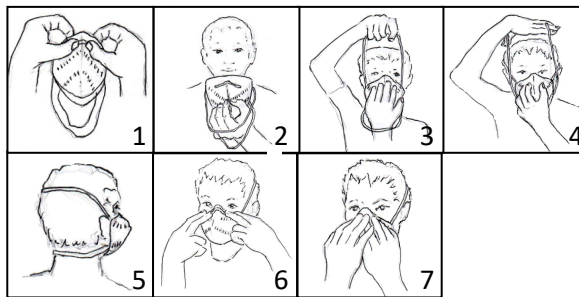
EXPIRATION AND STORAGE CONDITIONS:

This respirator expires 3 years after it has been manufactured. Refer to the expiration date on the bottom of the box.

Store this respirator in its original package in a non-contaminated environment.


Always keep this respirator away from direct sunlight, the recommended storage temperature range from -20°C (-4°F) to +30°C (+86°F) with maximum relative humidity <80% RH.

FITTING INSTRUCTIONS: Follow these instructions for wearing this respirator




Recommended Note: Before putting the respirator on, wash your hands with soap & water.

1. Remove the respirator from its packaging and grab the top nose bridge in your fingertips and straighten out the folded nose bridge.
2. Grab the bottom of the respirator, with the head straps hanging under your hand.
3. Place the bottom of the respirator under your chin, and pull the top strap over your head so it rests above your ears.
4. Pull the bottom strap over your head so it rests behind your neck.
5. Ensure the top and bottom straps are aligned and not tangled.
6. Using both your hands, firmly press the nose bridge against your nose in order to create a seal on your face.
7. Perform a User Seal Check as follows:
 - a) Place both hands over the respirator - do not disturb the position of the respirator.
 - b) Inhale sharply (negative pressure should be felt inside the respirator).
 - c) If you detect air leaks, readjust the head straps and/or nose bridge. If you cannot achieve satisfactory fit, do not enter the contaminated area. See your supervisor.
8. To remove the respirator, pull it forward from the front edge and then pull it up. It is recommended to wash your hands after removing the respirator.



DEPARTMENT OF HEALTH & HUMAN SERVICES-USA

CMMCM LLC
2133 Industrial Road
Las Vegas, Nevada, USA
+1-702-832-0500



National Institute for Occupational Safety and Health

This respirator is approved only in the following configuration:

TC-	Protection ¹	Respirator	Cautions and limitations ²
		MCNXCVC	
84A-9530	N95	X	ABCJMNOP

1. PROTECTION:

N95 – Particulate Filter (95% filter efficiency level). Effective against particulate aerosols free of oil; time use restrictions may apply.

2. CAUTIONS and LIMITATIONS:

A Not for use in atmospheres containing less than 19.5% oxygen.

B Not for use in atmospheres immediately dangerous to life or health.

C Do not exceed maximum use concentrations established by regulatory standards.

J Failure to properly use and maintain this product could result in injury or death.

M All approved respirators shall be selected, fitted, used, and maintained in accordance with MSHA, OSHA, and other applicable regulations.

N Never substitute, modify, add, or omit parts. Use only exact replacement parts in the configuration as specified by the manufacturer.

O Refer to User Instructions and/or maintenance manuals for information on use and maintenance of these respirators.

P NIOSH does not evaluate respirators for use as surgical masks.