

Document ID: **UIDBFFR10 rev.1**
Filtering Facepiece Respirator Model 201C

USER INSTRUCTIONS

User Instructions for Dobu Mask Filtering Facepiece Respirator Model 201C

Important information is provided in the User Instructions with each of the air filtration respirators Model 201C that are National Institute for Occupational Safety and Health (NIOSH) certified. **Failure to follow the User Instructions for the air filtration being used may result in sickness or death.**



WARNING

Misuse may result in sickness or death. For proper use, see supervisor, or *User Instructions*, or visit DOBU LIFE TECH in 3600 Wilshire Blvd Ste #930, Los Angeles, CA 90010, or contact at +1 (213) 387-1234.

IMPORTANT

Before use, the user must read and understand the User Instructions. Keep these User Instructions for reference.

Use For

Respiratory protection from certain airborne contaminants according to NIOSH approvals, OSHA limitations,

User Instructions

- Failure to follow all instructions and limitations on the use of this respirator and/or failure to wear this respirator during all times of exposure can reduce respirator effectiveness and may result in sickness or death.
- Leave contaminated areas immediately and contact supervisor if you smell or taste contaminants or if dizziness, irritation, or other distress occurs.
- Store the respirator away from contaminated areas when not in use.
- Dispose of used products in accordance with applicable regulations.
- Filtering facepieces are to be inspected prior to each use to assure there are no holes in the breathing zone other than the punctures around staples and no damage has occurred. Enlarged holes resulting from ripped or torn filter material around staple/sonic welds punctures are considered as damage. The User Instructions are also to provide information that the respirator has been tested and small punctures around the staples/sonic welds are normal and does not interfere with the respirator compliance with CFR Part 84 approval requirements.

GENERAL SAFETY INFORMATION

Intended Use

The Dobu Mask model 201C filtering facepiece respirators are NIOSH approved and designed to help provide respiratory protection against certain airborne contaminants when used in accordance with all use instructions and limitations and applicable safety and health regulations.

Before occupational use of this respirator, a written respiratory protection program must be implemented meeting all the local government requirements. In the United States, employers must comply with OSHA 29 CFR 1910.134 which included medical evaluation, training, and fit testing.

Use Limitations

- This respirator does not supply oxygen. Do not use in atmospheres containing less than 19.5% oxygen.
- Do not use in atmospheres immediately dangerous to life or health.
- Do not use when concentrations of contaminants are immediately dangerous to life and health, are unknown or when concentrations exceed 10 times the permissible exposure limit (PEL) or according to specific OSHA standards or applicable government regulations, whichever is lower.
- Do not use when OSHA substance specific standards, such as those for, arsenic, cadmium or lead in the construction industry, specify other types of respiratory protection.
- Do not use with facial hair that can potentially prevent a good seal between the face and the face seal of the respirator.
- Do not use when you have health problem that can hinder breathing.

- Do not use this product when your skin is known to have an allergic reaction, skin rash, or other irritant reaction to facepiece respirators.

Time Use Limitation

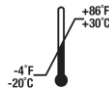
If respirator becomes damaged, soiled or breathing becomes difficult, leave contaminated area immediately and replace the respirator

Storage Conditions and Shelf Life

Before use, store respirators in the original packaging and away from contaminated areas, dust, sunlight, extreme temperatures, excessive moisture and damaging chemicals. When stored in accordance with temperature and humidity conditions specified below, the product may be used until the “use by” date specified on packaging. Always inspect product and conduct a user seal check before use as specified in the User Instructions. If you cannot achieve a proper seal, do not use the respirator.



Use respirators before the “use by” date specified on packaging(year/month)



Storage temperature range
-20°C (-4°F) to +30°C (+86°F)

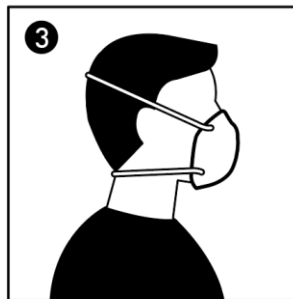
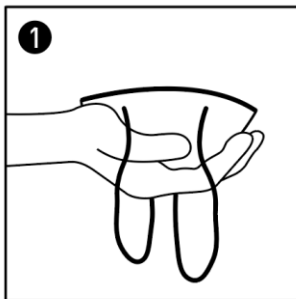


Storage maximum
relative humidity <80%

Fitting Instructions

1. Cup the respirator in your hand, allowing the headbands to hang freely below your hand.
2. Position the respirator under your chin. Pull the bottom strap over your head and position it around the neck below the ears.
3. Position the respirator under your chin. Pull the top strap over your head resting it high at the top of your head.
4. Pull the straps until it fits snugly to the face to make sure that it has a nice tight fit.
5. Perform a user seal check prior to each wearing. To check the respirator-to-face seal, place both hands completely over the respirator. Try to inhale and exhale. Be careful not to disturb the position of the respirator. If air leaks around nose, readjust the straps as described in step 4. If air leaks at the respirator edges, work the straps back along the sides of your head.

If you cannot achieve a proper seal, do not enter the contaminated area. See your supervisor.



Removal

Still holding the respirator in position, pull the bottom strap first and the top strap second over your head. Safely remove the respirator from your face.