



JACKSON® R10 N95 Particulate Respirator

Pouch Style, Donning Instructions

Directions for Application

1. Separate the edges of the respirator to fully open it.
2. Slightly bend the nose wire to form a gentle curve.
3. Hold the respirator upside down to expose the two headbands.
4. Using your index fingers and thumbs, separate the two headbands.
5. While holding the headbands with your index fingers and thumbs, cup the respirator under your chin.
6. Pull the headbands up and over your head.
7. Release the lower headband from your thumbs and position it at the base of your neck.
8. Position the remaining headband on the crown of your head.
9. Conform the nose piece across the bridge of your nose by firmly pressing down with your fingers.
10. Continue to adjust the respirator and secure the edges until you feel you have achieved a good facial fit. Now, perform a Fit Check.

To Fit Check

- a. Place both hands over the respirator surfaces carefully not to disturb position, and
- b. Exhale sharply (a positive pressure should be felt inside the respirator).
- c. If air leaks around edges, reposition the straps and or the respirator around face until you feel you have achieved a good facial fit.

Please carefully follow these fitting instructions during each use to achieve proper fit.

Fitting Instructions:

- Follow Directions for Application each time respirator is worn.
- Check facial seal to assure proper fit before entering any contaminated area.
 - Adjust nosepiece if there is air leakage around the nose.
 - Reposition headbands to secure facial seal around edges of respirator.
- Do not enter a contaminated area if a proper fit cannot be obtained. Follow all instructions and warnings on the use of this respirator, obtain a proper fit, and wear during all times of exposure. Failure to do so will reduce respirator effectiveness and user protection, and may result in sickness or death.

Jackson® R10 N95 Particulate Respirator: Pouch Style (TC-84A-9042) or NIOSH approved as N95 particulate filter respirators. They provide 95% filtration efficiency of 0.3 micron particles.

Intended Use:

The Jackson® R10 N95 Particulate Respirator: Pouch Style is intended for use against particulate aerosols free of oil; time use restrictions may apply.

Use Instructions

1. Before use, the wearer must be trained by the employer in proper respirator use in accordance with applicable safety and health standards.
2. If the respirator becomes damaged or breathing becomes difficult, leave the area. Discard and replace the respirator.

Warning: Before occupational use of this respirator, a written respiratory protection program must be implemented meeting all the local government requirements. In the United States, employers must comply with OSHA 29 CFR 1910.134 which includes medical evaluation, training, and fit testing.

Effective against oil-free particulate aerosols and dust. **Important: Follow all instructions and warnings on the use of this respirator. Wear during all times of exposure. sickness or death.**

Time use limitations: If respirator becomes damaged, soiled, or breathing becomes difficult, leave the contaminated area and properly dispose of respirator.

WARNING! 1. Do not use for sandblasting or to protect against asbestos, lead-based paint, pesticides, oil aerosols, vapors or gases. **2.** Do not wear this respirator when conditions prevent a good facial seal.

Reminder: It is important to fit check the respirator each time it is worn. **3.** This respirator is not for medical use. **4.** Never alter or modify this product.

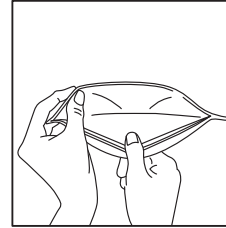


Fig. 1

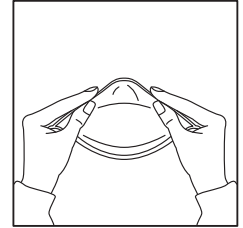


Fig. 2

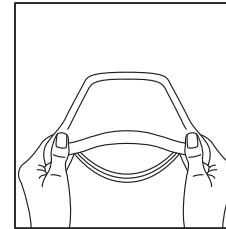


Fig. 3

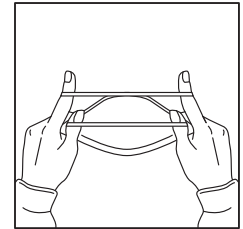


Fig. 4



Fig. 5

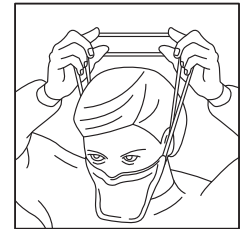


Fig. 6



Fig. 7



Fig. 8




Fig. 9



Fig. 10

<p>Single Use Only</p>	<p>Read Instructions</p>
<p>Upper and Lower Temperature Limit</p>	<p>Keep Dry and Under 60% Humidity</p>
<p>Keep Away from Sunlight and Radioactivity</p>	

Made in USA of U.S. and / or non-U.S. materials.
 Fabriqué aux États-Unis à partir de matériaux provenant des États-Unis ou d'ailleurs.
 Hecho en E.E.U.U. de materiales de E.E.U.U. y /o no de E.E.U.U.



Canada:
 SureWex, 49 Schooner St.,
 Coquitlam, BC V3K 0B3
 surewex.com

USA:
 SureWex USA Inc.,
 Elgin, IL USA 60123
 surewex.com/usa