


12+9/16



Sep 03, 2020
Preprinted Dispenser
PCM DIE # 2320-4993
01-HM-712-0-00
70216864
Die line does not print

Expiration Date
and symbol are labeled on
finished product

- Prints:
- PMS 295 Blue
 - PMS 376 Green
 - PMS 158 Orange
 - Plus Coating

 Label is FPO only; does not print



FLUIDSHIELD®

FACE MASKS MUST BE WORN ORANGE SIDE OUT. NO MASK COMPLETELY ELIMINATES THE RISK OF CONTAMINATION FROM BLOOD OR BODY FLUIDS.

Orange Side of Mask must face outward. Keine Maske kann das Risiko einer Kontamination durch Blut oder Körperflüssigkeiten vollständig ausschließen.

Маски не могут полностью устранить риск заражения крови или жидкостями организма. Лицевая сторона маски должна быть обращена наружу. Keine Maske kann das Risiko einer Kontamination durch Blut oder Körperflüssigkeiten vollständig ausschließen.

Las mascarillas deben usarse con el lado **anaranjado** hacia afuera. Ninguna mascarilla evita completamente el riesgo de contaminación con sangre o líquidos corporales.

Masky na tvář se musí nosit **oranžovou** stranou ven. Žádná maska nezaručí kompletné odstranění rizika kontaminace krví nebo tělesnými tekutinami.

Operasjonsmasker skal brenes med den **orange** side utad. Masker kan ikke eliminere risiko for blod- og legemsvæsketilsmittning.

Nisamaski tähän kansia **oransi** väripuolella ulospäin. Ulveji maskkia ei voi täysin eliminoida vere- ja keuhkokuolematautiin tarttumisen riskiä.

Ο πρόσωπο προοιμιον πρέπει να φορεσθώ με την **πορτοκαλί** πλευρά προς τα έξω. Κανένα μάσκα δεν εγγυάται/εξαιρεί το κίνδυνο μόλυνσης από αίμα ή υγρά σώματος.

La mascherina deve essere indossata con il lato **arancione** rivolto verso l'esterno. Nessuna mascherina elimina completamente il rischio di contaminazione da sangue o liquidi corporei.

Seja maskas ir žvakėlių ar oranžinio pusės išorė. Neviena maska visiškai neįtikėtina riziką ar anamui nei kenčiamą širditiam.

Veľká väčšina dýchacích ochranných pomôcok môže odstrániť riziko kontaminácie krvou alebo telesnými tekutinami.

Masky za lice moraju se nositi tako da je **narančasta** strana okrenuta prema van. Nijedna maska ne pruža potpunu zaštitu od mogućnosti kontaminacije krvlju ili tekućim tjelesnim.

A masochi a **narančasta** okrašena strana mora biti vanjska. Evidentno maske ne mogu potpuno ukloniti rizik od kontaminacije krvlju ili tekućim tjelesnim.

Il masker tal-viel-veel jettiddu, bin-naha l-**Orange** fuq barra. L-ebda maska ma ttejjimha kompletament ir-riška ta' kontaminazzjoni mid-demm jew min fluvidi tal-għajn.

Draag het gezichtsmasker met de **orange** zijde naar buiten. Geen enkel masker kan de kans op bloed- of vloeistofbesmetting volledig uit.

Mundbind skal brukes med den **orange** siden ut. Ingen mundbind utelukker risikoen for kontaminering fra blod eller kroppsvæsker.

Masky na tvář sa musia nosiť **oranžovou** stranou von. Žiadna maska nezaručí kompletné odstránenie rizika kontaminácie krvou alebo telesnými tekutinami.

A masochi deve ser utilizada com a parte cor-de-**laranja** para a lado externo. Nenhum máscara elimina por completo o risco de contaminação de sangue ou líquidos corporais.

Máské de protekție trebuie să poartă **portocaliu** în afară. Nici o mască nu elimină complet riscul de contaminare de la sânge sau lichide corporale.

Маски для лица должны надеваться **оранжевой** стороной наружу. Ни одна маска не предотвращает полностью от риска заражения кровью или другими жидкостями человеческого тела.

Masky na tvář sa musia nosiť **oranžovou** stranou von. Žiadna maska nezaručí kompletné odstránenie rizika kontaminácie krvou alebo telesnými tekutinami.

Masky za lice moraju se nositi sa **narančastom** stranom prema van. Nijedna maska ne uklanja/izbjegava potpuno rizik od kontaminacije krvlju ili tekućim tjelesnim.

Maska käytetään **oranssi** puolelloin. Mikään maski ei eliminoi täysin verta tai kehon nesteiden aiheuttamaa kontaminausriskiä.

Murskyödet skall användas med den **orange** sidan utåt. Ingen mask eliminerar risken fullständigt för kontaminering med blod och kroppsvätskor.

Yüz maskesi **turuncu** kısmını dışarıya doğru olarak kullanılmalıdır. Hiçbir maska kan veya sıvı vücut sıvılarını tamamen ortadanlandırmaz.

Фас-маска должна использоваться с **оранжевой** стороной наружу. Ни одна маска не исключает полностью риск заражения кровью или жидкостями человеческого тела.

جب ارتداء أقنعة الوجه بحيث يكون الجانب البرتقالي نحو الخارج لا يمكن لأي فتح خارجي بصورة كاملة عدم حصول أي تلوث من الدم أو سوائل الجسم.

戴口罩时橙色必须朝外。任何口罩都不能完全防止血液或体液污染。

O&M Halyard, Inc. 9120 Lockwood Blvd., Mechanicsville, VA 23116
In USA, please call 1-844-425-9275 • halyardhealth.com

ECIREP ArcRoyal Unlimited Company, Virginia Road, Kells, Co Meath, Ireland

O&M Halyard Belgium BVBA, Berkenlaan 88, 1831 Machelen (Brab.), Belgium
Sponsored in Australia by O&M Halyard Australia Pty Ltd., Tenancy 1, Level 1, Triniti 3, 39 Delhi Road, North Ryde NSW 2113

製造販売元 O&M Halyard Japan 合同会社
東京都港区芝公園2-6-3芝公園フロントタワー12階

*Registered Trademark or Trademark of O&M Halyard, Inc., or its affiliates.
The COLOR ORANGE is a Registered Trademark or Trademark of O&M Halyard, Inc., or its affiliates. © 2018. All rights reserved.

01-HM-712-0-00 / 70216864

Product of USA, further processed in Mexico

FPO

LOT 088065 (17)YMMDD (10)0000000000

PROTECTION:
N95-Particulate Filter (95% filter efficiency level) effective against particulate aerosols free of oil; time use restrictions may apply.

CAUTIONS AND LIMITATIONS:


- Not for use in atmospheres containing less than 19.5% oxygen.
- Not for use in atmospheres immediately dangerous to life or health.
- Do not exceed maximum use concentrations established by regulatory standards.
- Failure to properly use and maintain this product could result in injury or death.
- All approved respirators shall be selected, fitted, used, and maintained in accordance with MSHA, OSHA, and other applicable regulations.
- Never substitute, modify, add, or omit parts. Use only exact replacement parts in the configuration as specified by the manufacturer.
- Refer to user's instructions, and/or maintenance manuals for information on use and maintenance of these respirators.
- Special or critical User Instructions and/or specific use limitations apply. Refer to User Instructions before donning.

WARNING: When properly worn, FLUIDSHIELD® 3 N95 Particulate Filter Respirator and Surgical Mask reduces potential exposure to blood and body fluids as well as airborne microorganisms. This product does not completely eliminate the risk of contracting disease or infection. REMINDER: Before occupational use of this respirator, a written respiratory protection program must be implemented meeting all the local government requirements. In the United States, employers must comply with OSHA 29 CFR 1910.134 which includes medical evaluation, training, and fit testing. Consult the facility's Respiratory Protection Program for further instruction.

4+5/16

29+23/32

4+1/2




FLUIDSHIELD® 3 N95 PARTICULATE FILTER RESPIRATOR AND SURGICAL MASK

Orange

Small


with SO SOFT® Lining





FLUIDSHIELD® 3 N95 PARTICULATE FILTER RESPIRATOR AND SURGICAL MASK


with SO SOFT® Lining


MD











 20°C / 68°F



 halyardhealth.com/information

35 (35 x 1)

REF 76827

FLUIDSHIELD® 3 N95 részecszező respirátormaszk és sebész maszk SO SOFT® béleléssel, narancssárga, kis méret

Respirator bil-Filtru tal-Partikuli N95 u Maszka Kirurgika FLUIDSHIELD® 3 b'Inforsa SO SOFT®, Oranjo, Zghira

FLUIDSHIELD® 3 N95 stofffiltermasker en operatiemaske met SO SOFT® beschermingslaag, oranje, small

FLUIDSHIELD® 3 N95 partikelfilterende dustmaske og kirurgmaske med SO SOFT® foring, oranje, liten

Respirator z filtrem czastek tajczy FLUIDSHIELD® 3 N95 maska chirurgiczna i powloka SO SOFT®, pomaranzczowa, mala

Respirator com filtro de particulas FLUIDSHIELD® 3 N95 e mascara cirurgica com revestimento SO SOFT® cor-de-laranja, tamanho pequeno


Maska chirurgická i maszka respiratorní ou filtru proti particule FLUIDSHIELD® 3 N95 so čipřevleka SO SOFT®, portokali, malá


Maska medicinska i nesternična opraševalna s čiprečevleko FLUIDSHIELD® 3 N95 u pokrityem SO SOFT®, oranževast, razmer manji


Respirator FLUIDSHIELD® 3 N95 s časticovym filtrom a chirurgickou maskou a vložkou SO SOFT®, oranžovým, malým


FLUIDSHIELD® 3 N95 respirator s filtrom za delce in kirurška maska in SO SOFT® oblogo, oranžen, majhen


FLUIDSHIELD® 3 N95 filter za zaštitu dišnog sustava i kirurška maska sa SO SOFT® postavom, narančasta, mala











 20°C / 68°F



 halyardhealth.com/information

35 (35 x 1)

REF 76827

10+1/4




FLUIDSHIELD* 3
N95 PARTICULATE
FILTER RESPIRATOR
AND SURGICAL MASK

with SO SOFT* Lining



Directions for Application



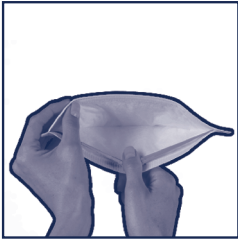


Fig. 1




Fig. 2

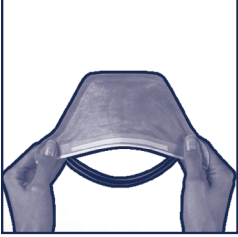


Fig. 3

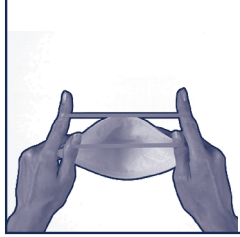


Fig. 4



Fig. 5



Fig. 6



Fig. 7



Fig. 8



Fig. 9



Fig. 10



	halyardhealth.com/information		



HALYARD* FLUIDSHIELD* 3
N95 Particulate Filter Respirator and Surgical Mask
 with 50 SOFT* Lining

Directions for Application

1. Separate the edges of the respirator to fully open it.
2. Slightly bend the nose wire to form a gentle curve.
3. Hold the respirator upside down to expose the two headbands.
4. Using your index fingers and thumbs, separate the two headbands.
5. While holding the headbands with your index fingers and thumbs, cup the respirator under your chin.
6. Pull the headbands up and over your head.
7. Release the lower headband from your thumbs and position it at the base of your neck.
8. Position the remaining headband on the crown of your head.
9. Conform the nose piece across the bridge of your nose by firmly pressing down with your fingers.
10. Continue to adjust the respirator and secure the edges until you feel you have achieved a good facial fit. Now, perform a Fit Check.

Fitting Instructions:

- **Wear Orange side out.**
- Follow Directions for Application each time respirator is worn.
- Check facial seal to assure proper fit before entering any contaminated area.
 - Adjust nosepiece if there is air leakage around the nose.
 - Reposition headbands to secure facial seal around edges of respirator.
- Do not enter a contaminated area if a proper fit cannot be obtained. Follow all instructions and warnings on the use of this respirator, obtain a proper fit, and wear during all times of exposure. Failure to do so will reduce respirator effectiveness and user protection, and may result in sickness or death.

The HALYARD* FLUIDSHIELD* 3 N95 Particulate Filter Respirator and Surgical Masks (84A-7521, 84A-7523, 84A-7518, 84A-7520) are NIOSH approved as N95 particulate filter respirators. They provide 95% filtration efficiency of 0.3 micron particles. They meet the CDC Guidelines for TB exposure control.

Intended Use:

The FLUIDSHIELD* 3 N95 Particulate Filter Respirator and Surgical Mask is intended for use by operating room personnel and other health care workers to protect both patients and health care workers from transfer of microorganisms, blood and body fluids and airborne particulate materials.

Use Instructions:

1. Before use, the wearer must be trained by the employer in proper respirator use in accordance with applicable safety and health standards.
2. If the respirator becomes damaged or breathing becomes difficult, leave the area. Discard and replace the respirator.

WARNING: When properly worn, FLUIDSHIELD* 3 N95 Particulate Filter Respirator and Surgical Mask reduces potential exposure to blood and body fluids as well as airborne microorganisms. This product does not completely eliminate the risk of contracting disease or infection.

REMINDER: Before occupational use of this respirator, a written respiratory protection program must be implemented meeting all the local government requirements. In the United States, employers must comply with OSHA 29 CFR 1910.134 which includes medical evaluation, training, and fit testing. Consult the facility's Respiratory Protection Program for further instruction.

These respirators are only approved in the following configurations:

TC-	Protection ¹	Respirator	Respirator	Cautions and Limitations ²
84A-7521	N95	46727	76727	ABCJMNS
84A-7523	N95	46767	76767	
84A-7518	N95	46827	76827	ABCJMNS
84A-7520	N95	46867	76867	

1. PROTECTION:

N95-Particulate Filter (95% filter efficiency level) effective against particulate aerosols free of oil; time use restrictions may apply.


2. CAUTIONS AND LIMITATIONS:

- A. Not for use in atmospheres containing less than 19.5% oxygen.
- B. Not for use in atmospheres immediately dangerous to life or health.
- C. Do Not exceed maximum use concentrations established by regulatory standards.
- J. Failure to properly use and maintain this product could result in injury or death.
- M. All approved respirators shall be selected, fitted, used, and maintained in accordance with MSHA, OSHA, and other applicable regulations.
- N. Never substitute, modify, add, or omit parts. Use only exact replacement parts in the configuration as specified by the manufacturer.
- O. Refer to user's instructions, and/or maintenance manuals for information on use and maintenance of these respirators.
- S. Special or critical User Instructions: This respirator has been approved as a NIOSH N95 filtering facepiece respirator, for use in healthcare settings, as a Surgical N95 Respirator conforming to recognized standards for biocompatibility, flammability, and fluid resistance.

www.halyardhealth.com

 O&M Halyard, Inc., 9120 Lockwood Blvd., Mechanicsville, VA 23116

In USA, please call 1-844-425-9273 • halyardhealth.com

 ArcRoyal Unlimited Company, Virginia Road, Kells, Co Meath, Ireland

 O&M Halyard Belgium BVBA, Berkenlaan 8B, 1831 Machelen (Brab.), Belgium

Sponsored in Australia by O&M Halyard Australia Pty Ltd., Tenancy 1,

Level 1, Triniti 3, 39 Delhi Road, North Ryde NSW 2113

製造販売元 O&M Halyard Japan合同会社

東京都港区芝公園2-6-3 芝公園フロントタワー12階

*Registered Trademark or Trademark of O&M Halyard, Inc., or its affiliates.

©2018. All rights reserved.

2020-09-03

15-HM-009-0-03 / 7021XXXX

